




G2 IP Speaker Model Line



G2 Call Switch


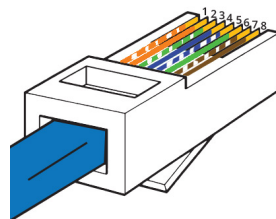


Cat 5 Cable

Cut the extra wires short

Power 24V+
Power 24V-
Button 1 LED+
Button 1 LED-
Button 1 Switch-
Button 1 Switch+
Button 2 LED+
Button 2 LED-
Button 2 Switch-
Button 2 Switch+
Power Supply Output (5V)
Serial Receive Input
Serial Transmit Output
Ground Supply Output (0V)
Dry Contact Signal Normally Closed Output
Dry Contact Signal Common Input
Dry Contact Signal Normally Open Output

RJ45 Pinout
T-568B



- | | |
|-----------------|----------------|
| 1. White Orange | 5. White Blue |
| 2. Orange | 6. Green |
| 3. White Green | 7. White Brown |
| 4. Blue | 8. Brown |